



2021

2022 03

2021

2022

2021

2035

" "

2022

" "

2022- 2025

"

"

"


"

"

"

5G


mí



41 2

██████████

" "



È

j €Dāj ‡ +XK

Ä

46
È ã

1

3



"


3

3.1

3. N

2

1





--	--	--	--	--	--	--

3

4

5

6

47

• • • • •

7

8

y



2 “

DC

Ni 2 A T N É € E y

Ni

DBA

@
ž *—(A,9'6 QH4™a

^ b o

o 2'm 3'm 4'm 5'm 6'm 7'm 8'm 9'm 10'm 11'm 12'm 13'm 14'm 15'm 16'm 17'm 18'm 19'm 20'm

1 2 3 4 5 6 7 8 9 10 11 12 13 14 15 16 17 18 19 20

2



3



o m

m y

o



n


		<p>AI</p> <p>K8S</p> <p>3</p>	<p>1</p> <p>AI</p> <p>kubeflow</p> <p>2</p>
		<p>Ensemble16</p> <p>IDE</p> <p>2</p>	<p>1</p>
		<p>2</p> <p>IT</p>	<p>1</p> <p>Model Bank5 0</p>
		<p>2</p> <p>; 3</p> <p>4</p>	<p>1</p>
		<p>SmartLink</p> <p>SmartLink</p> <p>2</p> <p>+</p> <p>+</p>	<p>ICE</p> <p>1</p> <p>+</p>

--	--	--	--

5

1
2





3

1

2

2022

ΠΚΟΦ

Α Ε (Λ

ñ

-

Y

2022 1 18

10

5

3

2022 1 18

3

1

1

4

"

3

03F CE

4

Ě6Ñ

=

5



8

t





BI

2,675.87



1000 7

1000 7

2

3

4



2021



1.2


% 3

18.

WIDEÑE) + E?µ CrDP 7t ~ €

185

201




,37 R m6









" "	



"

"

"

"

"

"

"

"

"

"

"

"

"

"

"

"

"

"

"


"

"


"


1












0


\hat{e}




$\forall \in \mathbb{O}$


)»


⊆


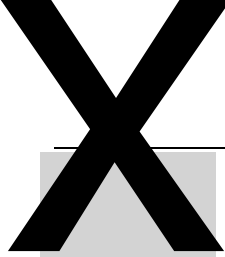
















swpAã 9mc r3

"

"

"

"



10 a (



1



Σ " b 0PE



2021 3 29 1 26


2021

202

2



m



2

3


2



3



1





*

© 2000 CMHDL P&P v.10



's

AỒ&


"

"

1

2

3





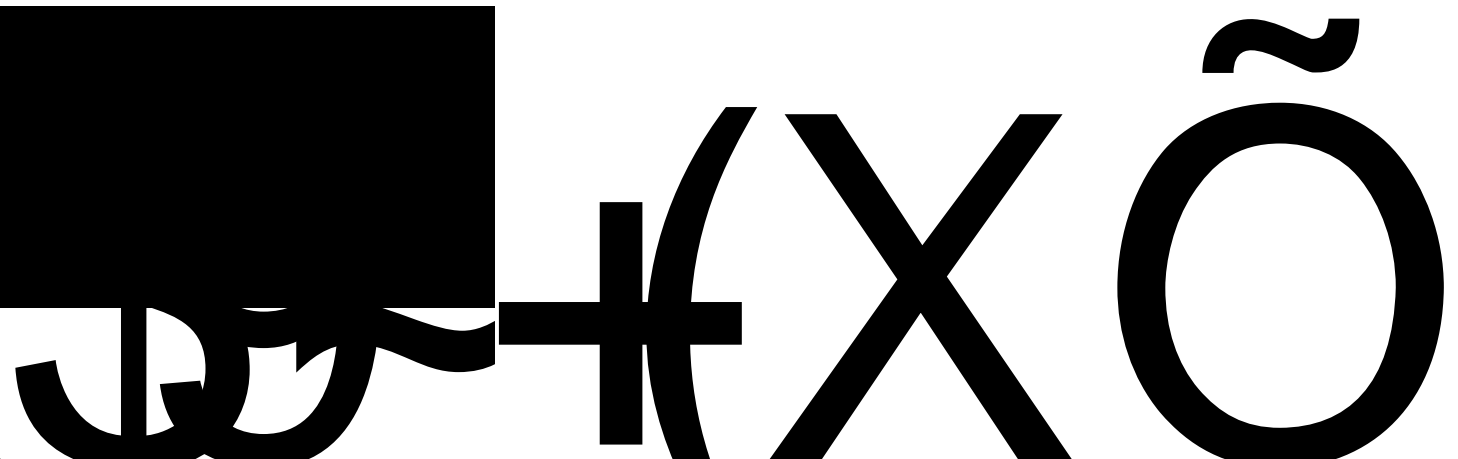


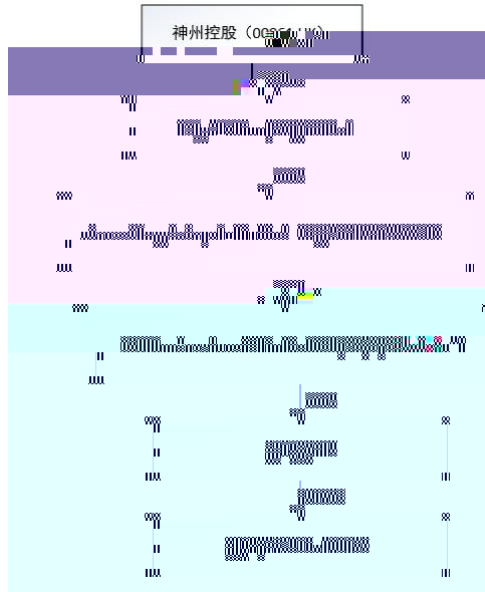
3



X+S+X

λ€Σ O h t \Σeη i = (oenΓe a






4

80%

5

10%

6



Om m

2021

2021 12 31

2021

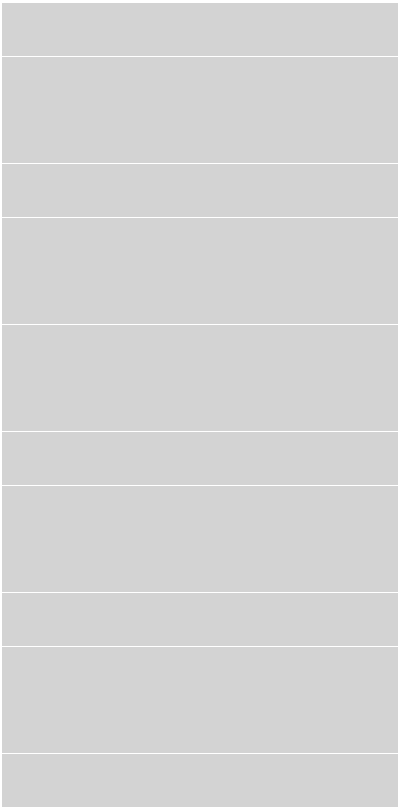
2021 12 31

"

"

1.	
1,135,568.47 30	37 2021 1 2 3 4

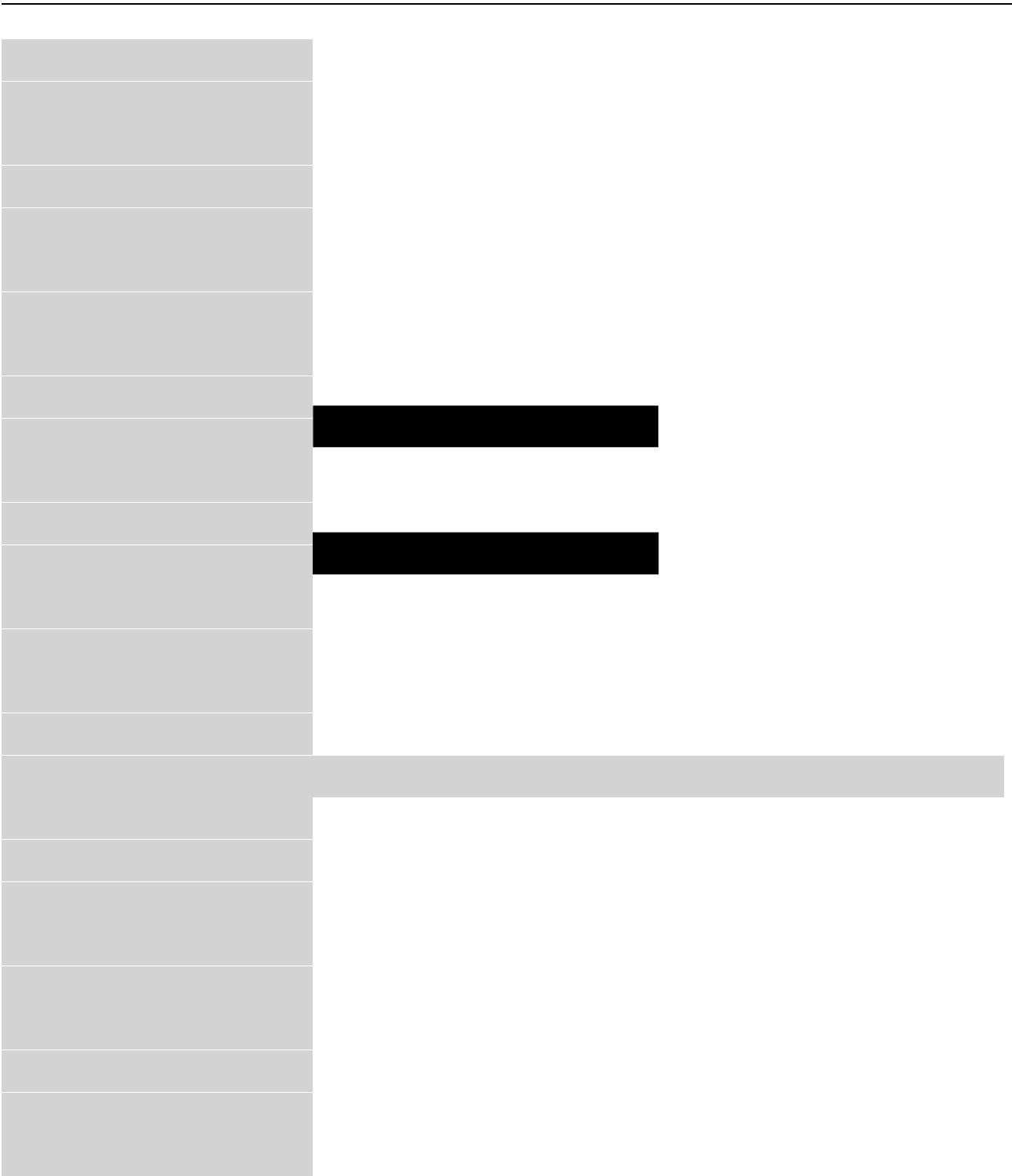
1.






2









6



970,381,273.00

2,315,977,578.13

44,097,750.00

63,267,793.25

27,819,745.05

0.00 1,802,381,798.99

5,135,730,438.42

101,067,002.96

5,236,797,441.38

" "

1													
2													
3													
4													
5						3, 594, 196. 17			-3, 594, 196. 17				
6													
1													
2													
					-2, 658, 170. 08					-2, 658, 170. 08		-2, 658, 170. 08	
	975, 768, 827. 00				2, 406, 151, 454. 21	160, 204, 801. 44	98, 993, 052. 24	34, 958, 025. 22	2, 229, 478, 383. 79	5, 585, 144, 941. 02	100, 722, 654. 22	5, 685, 867, 595. 24	


2021				
	975, 768, 827. 00	2, 243, 077, 639. 50	160, 204, 801. 44	- 21, 121



žž /žž !ù à

2020

	970,381,273.00	2,145,529,525.00	44,097,750.00	-21,227,420.32	27,977,512.43	44,277,007.62	3,122,840,147.73
					-157,767.38	-1,419,906.40	-1,577,673.78
						-274,457.21	-274,457.21
	970,381,273.00	2,145,529,525.00	44,097,750.00	-21,227,420.32	27,819,745.05	42,582,644.01	3,120,988,016.74
" "	5,387,554.00	97,548,114.50	116,107,051.44	119,342.88	7,138,280.17	26,399,651.89	20,485,892.00
				119,342.88		71,382,801.70	71,502,144.58
	5,387,554.00	94,761,342.28	116,107,051.44				-15,958,155.16
1	5,387,554.00	65,290,871.16	139,237,351.44				-68,558,926.28
2							
3		2,671,426.72					2,671,426.72



82

1.

" [1993] 72 [1993] 174 1993

100 7, 438. 88

1994 4 8 1994 7

32, 412, 428. 00 43. 57%

	3, 241. 24	43. 57%
	2, 197. 64	29. 54%
	2, 000. 00	26. 89%
	200. 00	2. 69%
	7, 438. 88	100. 00%

2

1 1995 1995 6 8, 182. 77 10 1 100%

2 2000 2000 9 11 3, 565. 37 1, 886. 14

23. 05% 1, 305. 23 15. 95% 374. 00

4. 57%

2000 9 7

v v v v v

2006 5 26	2006	2005 12 31
2,200.00	10 4	
	9,062.77	
8 2010		
2010 2 8		2013
12 30	1,989.71	21.95%
9 2013		
	2013	
<		>
<		[2013] 1578

I n f i n i t y I - C h i n a I n v e s t m e n t s (I s r a e l) , L . P .

	319,399,894.00	1.00
	21,186,440.00	340,586,334.00
		319,399,894.00 9.44 /
	319,399,894.00	

2013 12 17

2013 12 17

2013 12 23

2013 12 30

2014 2 26

431,214,014.00

XYZH/2012A1055-8

45.17%

2014 2 26

" "

" 2014 2 26

" "

" "

" " "

"

10 2014

2014

2014

2014

100.00%

[2014] 1258

6,073,988.00

5,540,462.00

4,432,369.00

3,078,033.00

820,809.00

287,283.00

287,283.00

10,856,269.00

20,520,227.00 14.22 / 2014 12 3
20,100,241.00 31,734,241.00

X1ZHV/2014A1054-5

[2014]1258

7,171,717.00 236,666,661.00 33.00 / 0 2014 12 19
236,666,661.00

+

] 2014 12 19

11

2014 12 19

2014 12 19

2019 5 23

2019

<2019

>

2019 5 8

2019

<2019

>

2019 9 16

2019

<2019

>

<2019

>

2019 9 17

2019

2019 9 17

2019 10 30

2019

A

2019 9 17

6.345 /

6,950,000.00

970,381,273.00

970,381,273.00

2019

64000003

) \ ce(Q (J. 10 15

16

44,097,750.00

"

" 6,950,000.00

102

37,147,760.000

"

-6Ñ\ \$Ò' "

hř...EB...m

1

2

1

2

3

4

5

1

/

2

10

1.

14 — (" ")

)

(

(

)

1

1

2

()

(

()

(

2

1

2

3

4

1

2

5

1

2

11

12

20.00% 20.00% 50.00%

20.00%

0



()

()

(%)

(%)

1

40

10

2.25



1

3

20

(1)
(3)

(2)

1

2

31

(1)

32

/

()

33

1


2

1

" 20.

" " 27. "

2



1

4

2

è


Ä
/ „À.ß!@
5

ě ò


B

2000

ME



0



2021

15%

2019 10

15%

2021

15%

2020 10

15%

2021

15%

2020 10 21

15%

2021 1 1

15%

2018 10

2022 2

GR202132003376

15%

ë

2

л

-

2

10

100 0 л

SSO

000 лл л 0л

00

0

1 1

л

л

20

20

5

2019 39

()

10%

2020 13

3%


1%

2021

21, 770, 913. 20

5. 79%

1



3

1



2

2

3

--	--	--	--

2

43, 904, 923. 98

43. 92%

6 3

1

3



4



7

1

2

8

9

10

1

2019 6

11, 255. 53

2020 12

4, 046, 363. 03

2

()			()
1,904,588.33	-369,006.72		1,535,581.61



14

1





				2021	12	31
				5	12.12%	
5						
				2.00%	18.67%	
		[2022]				
3	2016	2016	2	24		40.81%
	28,635,631.00					21,592,603.07
				8,811,746.98		19,823,884.02
				2021	12	31
				5	11.43%	
5						
				2.50%	27.33%	
4	2016	2016	12	2		98.60%
1,183,184,287.50				315,224,570.54		
	310,807,299.12	872,376,988.38				
						2021 12 31
				5	11.85%	
5						
				-1.47%	15.31%	
		[2022]	000152			
5	2018			100.00%		10,000,000.00
		4,081,320.09		5,918,679.91		
				2021	12	31
				5	11.53%	5
				-0.23%	10.00%	
6	2019				100.00%	
47,459,244.43						-12,213,756.27
59,673,000.70						

2021 12 31

2



22

23

1

2

1

24

25

1



27

1

28

29



v	

↓ €

33.030'030

3

4

5

6

2

54

55

1

1

1 2021

--	--	--	--	--

2

1

2

"

"

(1)

(2)

1

	8, 949, 549. 53	2, 828, 929. 70	18, 537, 200. 03	7, 598, 135. 34
	1, 039, 953. 71	3, 339, 905. 48	1, 730, 221. 30	46, 960, 102. 90

2

2021 12 31
6, 217. 49 2020 12 31 31, 970. 41

3

2021 12 31

5. 3

/

4

2021 12 31

	164, 355, 930. 18			164, 355, 930. 18
	928, 591, 820. 42			928, 591, 820. 42
	1, 802, 345, 868. 73	595, 871, 514. 86	188, 832, 383. 75	2, 587, 049, 767. 34
	140, 577, 581. 00	13, 364, 090. 42	8, 978, 490. 89	162, 920, 162. 31

5

1

		2021		2020	
	5%	581.30	581.30	597.95	597.95
		1.53	-2,828.80	-3.97	-2,854.22
		582.83	-2,247.50	593.98	-2,256.27
	5%	-581.30	-581.30	-597.95	-597.95
		-1.53	2,828.80	3.97	2,854.22
		-582.83	2,247.50	-593.98	2,256.27

2

	2021		2020	
1%	-62.17	-62.17	-376.83	-376.83
1%	62.17	62.17	376.83	376.83

1

2

3

" 7 "

1

2

3

" 2 1 "

4



h

OSST

2

3

" 2 "

4

2013 10 28

" "

6

1981387 1958296 1958736 1958790

1956439 1964768

6/3/.6

016

2

3



24	12	50%
36	24	50%

24	12	50%
36	24	50%

/	2019	3.6
/	2020	4.35

1 20 9 17

2 5 16

3 12 76 /

4 1 2

5 26 63% 23 76%

6 1 50% 2 10%

7 0 3106% 0 2826%

2020 11 3

2020

2020

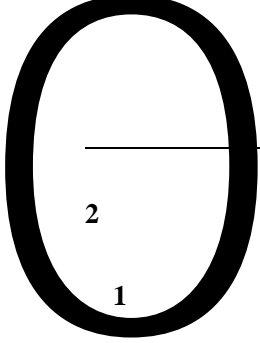
2019

/

6

3603

1



2

1

1

25,000,000.00

96,600,000.00

25,000,000.00

2020 6 30

15,000,000.00

2020 12

i

1

1



1

1

2

180

1

2



[Redacted]

[Redacted]

2

3

1

3